

BATLOW TECHNOLOGY SCHOOL

‘SCOOP’

80 Pioneer Street BATLOW NSW 2730

Phone: 02 6949 1208 **Fax:** 02 6949 1666 **Email:** batlow-c.school@det.nsw.edu.au **Website:** <https://batlow-c.schools.nsw.gov.au>

25 September 2020

Term 3 – Week 10 (A)

NO MORE BUCKETS WILL BE NEEDED!

Batlow Technology School is very lucky to receive three new roofs in the last two weeks. Thank you to the workmen for doing a top job for our school, students and staff.



Batlow Bakery will not be offering lunch orders on Wednesdays from Term 4 onwards.

The school is negotiating other alternatives for lunches on Tuesdays, Wednesdays and Thursdays.

We will keep parents and students informed of the possibility of this addition to options for school lunches.

If you have any concerns or queries, please do not hesitate to contact the principal, Michelle Wainwright.

Principal's Message

Term 3 has ended very quickly, we have seen students engaged in many school learning activities this term and witnessed growth and maturity in many students. We are fortunate to have a well-resourced school and that our students Kindergarten-Year 12 are using the varied practical rooms available.



It has been a pleasure to be involved in art, cooking and music lessons across K-12, and I would like to thank the students in Year 3/4/5 that provide me with lunch every Thursday. This week they were creating egg dishes, Shari and Connor brought me a very tasty omelette.

Senior Hospitality students have actively been improving their coffee skills, staff are very willing to try their product and give feedback which is part of the learning process.

Four Year 12 students that have applied for early entry into University have been successful in gaining these admissions. Bree Bowman, Tahlia Grant, Jack Gould and Liam Lengronne have all gained early entry into their respective courses and this is a credit to their work ethic during a very challenging year.

An update to Term 4 COVID-19 restrictions has been published, there have been slight changes to school activities and site usage which is explained further in the "Scoop". Please be assured that schools continue to operate in the safest ways possible during the COVID-19 environment.

New roofs have been steadily installed on four buildings throughout the school, this work will continue into the holidays and will be finished for us to return in Term 4. The front fence will also be replaced during Term 4 ensuring our students are safe from the busy road in front of the school.

Enjoy the break with your children, I hope the weather improves so that students can be outside and enjoy some sunshine and warmth.

Michelle Wainwright
Principal

COVID-19 Advice for families

Please read the advice in this document put together by the Department of Education. <https://education.nsw.gov.au/covid-19/advice-for-families>

SCHOOL NEWS

KINDERGARTEN/YEAR 1 COLLECTING DATA

Kindergarten/Year 1 collected data from Mr Dewar's Year 3/4/5 class and then moved to Miss Singleton's Year 2/3 class to collect more data for their graphs.



KINDERGARTEN/YEAR 1 CREATIVE ARTS – DRAMA

Students in Kindergarten/Year 1 continue to do Drama in Creative Arts. We have been focusing on listening and speaking skills and retention of stories.

Over the last couple of lessons, students were in small groups and were making up progressive stories. This is where the students need to listen to their peers and continue a story around a circle by adding a sentence or two so the dialogue continues.

We also read the classic folk tale, 'The 3 Billy Goats Gruff' and the students acted out the story in small groups. They rotated through the characters after the story was completed. The students thoroughly enjoyed doing this. It builds language and communication skills. It also increases confidence.


Paula Cooper – K/1 Teacher/Instructional Leader



PIZZA

Mr Dewar's pizza shop was operational Thursday (Week 8), with the Year 3/4/5 students creating their own delicious, taste sensations. Lots of happy, cheesy smiles and warm bellies to end the day. The pizzas bases were made on wraps, toppings included sauces, cheese, ham, cabonossi, capsicum, tomatoes and mushroom.

Well done to all!



YEAR 3/4/5 PAVLOVAS-WEEK 9

Year 3/4/5 had an amazing time building their own personalised mini pavlovas. The students used team work; knife skills; division; symmetry and colour combinations to create edible works of art. Everyone agreed that the product was delicious and we are keen to make them again next term.



YEAR 3/4/5 CREATIVE WRITING TASK

Students were given the below image and accompanying text to inspire their writing in class. Their responses were amazing and after many edits, re-readings and revisions many students are up to their second or third chapters. We have included the opening sentences for you to enjoy. What would your story be about?

It had been a time of great change. The humans were to blame. Their world was disappearing inch by precious inch: a lush, sun-drenched land full of colour and life becoming a barren, ruinous, grey wasteland. What would become of them all? Was there even a future?

There was no time to waste! She needed to save the day, or should I say the garden... *Cate*

Spring was here, flowers were blossoming, the sun was shining, plants were growing. If you take the wrong path, you will never get out... but if you follow the right path, you will reach the end of the darkness... *Chelsea*

There's a raging river with rough rocks and rapids... *Tobi*

One day there was an old gigantic city that was long lost. No one lived there for decades... *Tobie*

There was nothing left on the other side and spring was coming. But the dark side had no city or life, just a lonely vulture hungry for prey... *Hayley*

The ruins were always trying to invade. People called the ruins the devils and the cities the gods. Inch by inch the devils attacked. Notwithstanding the devils and spirits floating through the thick, smoky air, everything would have been fine. It was like there was an invisible barrier... *Noah*

There was a future indeed. Once in a wasteland an unspeakable creature escaped... *Brian*

It was just June left! Everything was dying and June had to fix it. First, she had to get out of the dark side, she ventured far and wide until finally she found the light side... *Lily N*

...One day I walked longer than ever and guess what I saw! I saw a green and beautiful side with big bright yellow things I hadn't seen before. I didn't tell my family because I wanted it to be my own secret garden... *Ivy*

There were two boys, one was happy like Dickon and one like Colen. One was so bright and happy. One was dark and sad. Dickon felt helpful and Colen felt hopeless. He felt like he couldn't do anything right... *Annie*

It was my choice! Take my mother's or father's home. I loved them both. I could not choose. My father's home, a dark smoky place, vultures in the trees swooping and scavenging for food scraps. My mother's home, a bright and sunny place, red robins singing their beautiful songs... *Shari*

There was a little girl walking on a lovely day when she heard a "Psst!" from the dark side. She remembered, mum said I was never allowed to go in there... *Lily C*

Once there was a dark city of pain and death with not enough oxygen, everything was broken and hideous. There was also a beautiful city where nothing was broken. There were lots of plants, animals, green grass and wonderful trees with blossoms on them... *Leela*

The world was in danger! Half was blown up by a toxic, bad guy who put TNT underground. He was going to blow up the rest of the world... *Ari*

Wishes were said, no lie was spoken, until one day there came a war and we had to retreat for the sake of our lives... *Jayla*

One light and dark day there were animals on both sides. There was a beautiful butterfly on the right side and a vicious vulture on the left... *Emily*

The darkness is taking over the world. To the right there is a beautiful side and to the left there is the dark side with dead trees and venomous animals... *Connor*



YEAR 6 MUSIC LESSON

This week students in Year 6 began using the music room. The students were provided with nursery rhymes such as 'Old McDonald had a Farm' and 'Insy Winsy Spider'. Familiar songs meant that students had an understanding of the tune and were able to create these songs using the keyboards.


Students then experimented with composing their own musical piece with some students then performing for the class.



A SERIAL KILLER IS ON THE LOOSE AT BTS!

Year 8 have been studying poetry about cities. They took a break from learning others' poems and created their own 'pantoum' poems about an attractive serial killer. Proving that poetry and art go hand in hand, they created 'dioramas' to represent the serial killer's handiwork and display their poems.

Some chose to create a different piece of artwork, but all had fun expressing themselves as individuals. Who said poetry had to be boring?



HSC PROJECTS FOR DESIGN AND TECHNOLOGY MAJOR WORKS



Bree Bowman and Jessica Osborne Jaques have completed their Major Design Project for the HSC. Both students persevered through this challenging year and produced high quality items. Bree designed and created a Quillow—a quilted throw that folds into a pillow that can be easily carried and packed into luggage.

Jessica designed and created a long skirt that can be worn for all occasions, Jessica tried and experimented with a few different types of materials and colours, she decided on a pale pink form fitting material that she has sewn into a lovely product.

Well done girls, your work ethic and perseverance has enabled you both to complete your project to a high standard.



New roofs on other building in our school grounds



Shed



Secondary toilet block



NEW FURNITURE FOR OUR STUDENTS TO USE IN SICK-BAY



Batlow Technology School

Works notification

21 September 2020

Dear parents/carers,

Upcoming planned maintenance works at Batlow Technology School will require working with asbestos containing material. Testing conducted by an independent hygienist has confirmed that the material is bonded asbestos, which means it is attached to other material such as cement or vinyl and cannot be crumbled by light pressure.

As a precaution, the area has been cordoned off and will remain out of bounds to students and staff until remediation is completed.

The area will be remediated in accordance with the Department of Education's Asbestos Management Plan and SafeWork NSW regulations. All work will be completed by licensed and accredited asbestos contractors, and monitored by occupational hygienists in strict accordance with all applicable legislation, regulations, policies and guidelines.

The material is scheduled to be remediated on Monday 28 September 2020. All asbestos containing material will be removed outside of school hours.

Testing will be completed to ensure the area has been fully remediated. The school will receive a clearance certificate before the area is open to students and staff. We will keep you informed if further material is found which requires removal.

The health, safety, and well-being of the school and the local community is our highest priority. Please be assured that the removal of this material will not pose a risk to the local community.

Thank you for your cooperation during this important work.

For more information contact:

School Infrastructure NSW
Email: schoolinfrastructure@det.nsw.edu.au
Phone: 1300 482 651
www.schoolinfrastructure.nsw.gov.au

FOR TENDER FURNITURE SALE



Three x four draw filing cupboard



One office chair on wheels



Two sick-bay beds



One large table



Two chairs



One large desk with draws



One large desk unit



Two modular computer desks similar to this photo



Five office chairs



Twenty-nine double school desks



Three small school desks brown in colour



One small square table buff in colour



Desk with wooden top-drawers missing



Chalkboard 2.4 metres x 1.25 metres



Small child's desk



One bookcase 2 metres tall



Desk with back



Computer work station



Notice board complete with letters
2.4 metres length x 1.2 metres high



Six square tables 900 mm x 900 mm



One round table



Front of teacher's desk



Rear view of teacher's desk



Two Square storage tub



Wooden desk with two drawers



Teachers desk with drawers



School desks with shelves



One cupboard

FOR SALE BY TENDER

Batlow Technology School has 'surplus to needs' furniture items available to be purchased by the tender process.

We have included photographs of the items in this week's Scoop.

As the tendering process is of a confidential nature – it is as follows:

Place in an envelope marked 'confidential' – to be returned to the school office.

Or email your tender to fiona.cooper@det.nsw.edu.au.

The following information is required from you:

- **Name the particular item/s ie: bookcase**
- **Your name**
- **The amount tendered**
- **A contact phone number or mobile number**

If you wish to tender for an item, please note that all 'tenders' must be received by **Friday 16 October 2020** at close of business – 3.30 pm.

Successful tenders will be notified by telephone, payment will be required before pickup. Payment can be made in cash when picking up the item or POP (Parent Online Payment) on our school website.

Arrangements should also be made to pick up the item/s during school hours from the rear of the school opposite the multipurpose hall.

Please do not hesitate to phone the school office if you have any enquiries.

SCHOOL HOLIDAY ROAD SAFETY REMINDER FOR FAMILIES

With the school holidays approaching, daily routines will soon change. Different play locations and holiday destinations means different traffic environments.

So to help keep our children safe, families are reminded about these key road safety points:

- **Stop, look, listen, think every time you cross the road.**
If your child is aged eight (8) years or younger hold their hand when walking near or across roads. If your child is nine (9)-ten (10) years old always actively supervise them.
- **It's the law that everyone wears a helmet when riding a bike in a public place.**
It makes sense to wear a helmet when riding scooters and skateboards too!
- **Click clack front 'n back every person for every trip.**
Everyone in the car must be securely buckled up in the right seatbelt or child restraint.
- **Talk to your child about being a safe road user.**
Reinforce safe road behaviours by being a good role model! Children learn safe road behaviours from the adults who care for them. Talk about what you are doing to be safe when near roads, in the car and when riding.
- **Point out road safety differences and dangers in new environments.**
This is especially important when on holidays in different surroundings. Roads, footpaths, parks, carparks, bike tracks and bike lanes may look different in holiday areas.



The best way to keep your child safe is to actively supervise them.

Talk and teach your child about road safety every time you are out and about.

Remind other adults who care for your children to do this too.

You can find out more at:

[Department of Education](#)

[Transport for NSW](#)

Have a safe
holiday break!







MARTY'S MUSIC SCHOOL

PRESENTS

Free School Holiday Music Lessons

COME AND TRY:

Guitar, Ukulele, Bass, Drums, Piano, Piano-Accordion and/or Singing!

30 minute lessons between 10am - 6pm

Tuesday 29th & Wednesday 30th September in Tumut
Level 2, 95 Wynyard St Tumut (Upstairs NAB Bank)

Wed 7th October in Tumbarumba
Tumbarumba Bowling Club

Contact Marty to discuss & book your place!
Mobile: 0425 805 356 | Email: martysmusicsschool@gmail.com

Hurry!! there are limited places available

This FREE event is proudly brought to you by Snowy Valleys Council

This Event is COVID-19 compliant.




100 Positive school holiday activities for kids

1. Leave a book on a bench for a stranger
2. Surprise your neighbours and post them a drawing
3. Create a vision board
4. Bug hunt in your backyard
5. Film a TV advert selling a product
6. Write 5 things you are grateful for each day
7. Lego building contest
8. Set some yearly goals
9. Create some kindness cards
10. Do a dance off
11. Start a business
12. Play dress ups
13. Start a daily journal
14. Find a pen pal
15. Create a scrapbook
16. Cupcake competition
17. Garage sale
18. Movie day
19. Treasure hunt
20. Lemonade stand
21. Create affirmation cards
22. Decorate your room
23. Colouring in competition
24. Go on a hike
25. Make a cubby house
26. Practice meditation
27. Have a picnic
28. Make a comic book
29. Create a magazine or newspaper
30. Camp in the garden
31. Facetime school friends
32. Play board games
33. Listen to fun & educational podcasts
34. Create your own recipe book
35. Paint
36. Watch online tutorials & take free lessons
37. Yoga
38. Make birthday cards
39. Create a family album
40. Visit online museums
41. Build a fairy garden
42. Build an obstacle course
43. Bird watch
44. Stargaze
45. Water fight
46. Grow a plant
47. Learn magic
48. Write a trivia
49. Virtual trivia with friends and family
50. Perform a play



51. Create a time capsule
52. Write a letter to your future self
53. Jigsaw puzzles
54. Feed the birds
55. Nature walk
56. Cook dinner for your family
57. Paint rocks
58. Make sock puppets
59. Create a bucket list
60. Start a youtube channel
61. Host a sports day
62. Host a talent show
63. Build a bird feeder
64. Create your family tree
65. Grow your own butterflies
66. Make slime
67. Play charades
68. Virtual dinner party with friends & family
69. Karaoke
70. Finger paint
71. Play hide and seek
72. Create a word search
73. Storytime
74. Online gym class
75. Bike ride
76. Make ice blocks
77. Race paper airplanes
78. Enter a competition
79. Paint a rainbow in your window
80. Online drawing class
81. Egg decorating
82. Write positive messages and post to your friends
83. Make a clock
84. Make a gingerbread house
85. Make a dessert using 5 ingredients
86. Tea party
87. Make a robot
88. Create a podcast
89. Write a story
90. Chalk art
91. Make bath bombs
92. Place teddies in your front window
93. Write thank you cards
94. Make bubbles
95. Set up a fundraiser
96. Origami
97. Make salt dough jewelry
98. Stage a historical re-enactment
99. Make a bookmark
100. Design your own affirmation poste



BATLOW TECHNOLOGY SCHOOL

FUTURE KINDERGARTEN TO YEAR 12

ENROLMENTS

We are in particular need of information for any students enrolling in 2020.

Could you please assist us by filling out this form and return it to Batlow Technology School office.

The children in your family who have not yet started school:

Child's Name	Name and Address of parents	Child's date of birth	Year of intended enrolment at BTS

FUTURE ENROLMENTS FOR OTHER STUDENTS

Children in families known to you who may not have access to this form:

Child's Name	Name and Address of parents	Child's date of birth	Year of intended enrolment at BTS

Thank you for your assistance

Michelle Wainwright
Principal

REMINDERS FOR TERM 4-2020

ENROLMENTS FOR 2021 KINDERGARTEN



Please contact the school office on

6949 1208

to arrange a time to speak to
Assistant Principal, Claudia Fallon




Monday 12

October 2020

Will be the return
date for all students
and staff for Term 4.

**Enjoy the school
holidays and
stay safe!**



Keep washing your hands

What's on at BTS

Daylight Saving starts

All clocks forward one hour

Sunday 4 October 2020

Start of Term 4

Monday 12 October 2020

HSC Exams start on

Tuesday 20 October 2020

School Photo Day

Friday 23 October 2020

Radio Talk 1.15 pm

Friday 23 October 2020

World Teacher Day

Friday 30 October 2020

P&C Meeting Batlow RSL Club Boardroom

Tuesday 3 November 2020

Remembrance Day

Wednesday 11 November 2020



Swans of Tumut

Specialists in school uniform

now selling

Batlow Technology School uniforms

you can call into

50 Wynyard Street Tumut

☎ 6947 6500